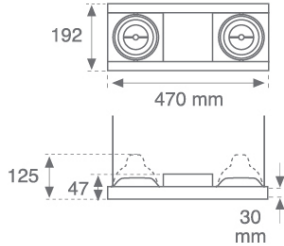


4942303 PUZZLE AIR 2 AR-111 LED WW WFL

**Description:**

Standard luminaire PUZZLE AIR to suspend with gimbal system for two reflective lamps, LAMP brand. Made of two lateral profiles with matt silver anodised aluminium extrusion and multi-directional hoop made of satinated dark grey lacquered injected aluminium. With 2 warm white AR-111 LED, with Wide Flood optics and 2x15W power.

Finish: Gloss dark gray + Anodized Matte Silver**Weight** 2.000 g**Led's Lifetime:** 45.000**Installation:** Suspended**Lamp:**

Power	Frequency	Lampholder	Lamp	N°LEDs-Model-Brand	° K	CRI
MAX.60W	230V 50/60Hz	G53	QR-111/LED	8 PHILIPS	2.700	80
MAX.60W	230V 50/60Hz	G53	QR-111/LED	8 PHILIPS		

Gear:**Type:** Electronic**Ignitions:** 1**Plum:** 30W**Technical features:****Quality certificates:****Photometrical data:**

Assembly

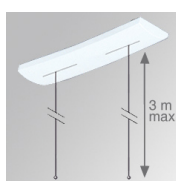


Product code: 4906403
Description: SUSPENDED PUZZLE DOUBLE END CAP

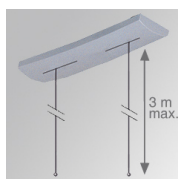
Suspension




Product code: 9601133
Description: VERTICAL ELECTROMECHANICAL SUSP.



Product code: 9607490
Description: TWO CABLES SUSPENSION WHITE



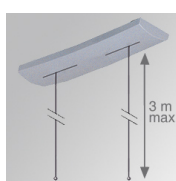
Product code: 9607493
Description: TWO CABLES SUSPENSION GREY



Product code: 9608633
Description: 3000mm ADJUSTABLE "Y" SUSPENSION




Product code: 9627490
Description: ELECTROMECH. SUSP. OF TWO STEEL CABLE WH



Product code: 9627493
Description: ELECTROMECH. SUSP. OF TWO STEEL CABLE GR



Product code: 9628630
Description: SUSP. ADJUST. "Y" FOR STRUCTURES WHITE



Product code: 9628633
Description: SUSP. ADJUST. "Y" FOR STRUCTURES GREY

Support



Product code: 4906003 **Description:** SUSPENDED PUZZLE WALL/CEILING BRACKETS



Product code: 4906013 **Description:** SUSPENDED PUZZLE TRACK ADAPTOR END CAP

