

Technical data

Ex-e Terminal Enclosure NEXT

Marking to 94/9/EC	⊕ II 2 G Ex e ia II, IIC T6, T5 / ⊕ II 2 D Ex tD A21 IP66 T80 °C, T95 °C
Temperature class	T6 up to +40 °C / T5 up to +55 °C
EC-Type Examination Certificate	PTB 04 ATEX 1015
Permissible ambient temperature	-45 °C to +55 °C -65 °C to +55 °C (option: Silicone gasket)
Rated voltage	up to 1100 V ¹⁾
Rated current	up to 500 A ¹⁾
Connecting terminals	up to 240 mm ² ¹⁾
Insulation class	I
Degree of protection accd. EN 60529	IP66
Cable glands/Gland plates/Enclosure drilling	up to 4 side optional gland plate (3 mm) combination with entries to meet requirements
Type of mounting	4 x 3 mm welded lugs with Ø 11 mm holes/slots, horizontal
Enclosure material	stainless steel 316 L electro chemically polished or sheet steel polyester powder coated (RAL 7032)
Material thickness	1.5 mm, 2 mm (- 62/45/20 and over)
Equipment mountings	4 x stand off pillars Ø 9 mm, 25 mm height, tapped M6 x 10, for rail or mounting plate
Enclosure earth	M10 external/internal brass earth stud assembly, M6 intern. stud on lid & painted gland plates
Gasket material	Chloroprene gasket, Silicone gasket (option)

¹⁾ depending on type of terminal and Ex-components used

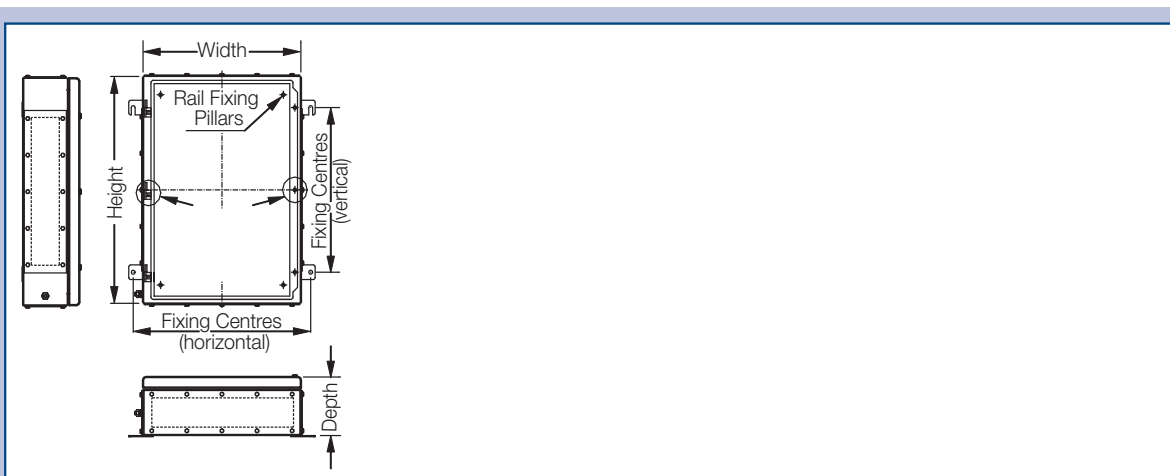
Additional Approvals:

cULUs types 3S, 4, 4 x approval suitable for

Class I, Div 2 applications, Class I Zone 1, AExe II T6 (Limited range available),


GOST 'R', Germanischer Lloyd

Dimension drawing



Dimensions in mm

Ex-e terminal enclosures



Ordering details NEXT METRIC up to 2 x 51 terminals

NEXT	Dimensions ¹⁾ H x W x D in mm	Fixing Centres ¹⁾ F _{vertical} X F _{horizontal}	Weight in kg (empty enclosure)	Terminal mounting rail				Terminal content			
				Rail fixing Rail length centres		Rail length		Row orientation vertical (thickness in mm)			
Size				vert.	horiz.	vert.	horiz.	2.5 (5)	4 (6)	6 (8)	10 (10)
Enclosure dimensions and terminal content											
22/15/13	229x152x130	152x208 ²⁾	3.25	129	52	149	72	1x21	1x17	1x13	1x10
26/26/16	260x260x160	170x316	5.50	160	160	180	180	2x27	2x23	1x17	1x13
26/26/20	260x260x205	170x316	5.50	160	160	180	180	2x27	2x23	1x17	1x13
30/30/16	306x306x160	203x361 ²⁾	7.00	206	260	226	226	2x36	2x30	2x23	2x18
30/30/20	306x306x205	203x361 ²⁾	7.00	206	206	226	226	2x36	2x30	2x23	2x18
38/26/16	380x260x160	250x316	7.00	280	180	300	160	2x51	2x43	1x32	1x25
38/26/20	380x260x205	250x316	7.00	280	180	300	160	2x51	2x43	1x32	1x25

NEXT	Available glanding area			Max. Entry Guide (metric)							Order No. ³⁾
	Top & Bottom	Left	Right	Top & Bottom / Left / Right							
Size	(with gland plates fitted) in mm			M16	M20	M25	M32	M40	M50	M63	
Gland entry detail											
22/15/13	58x108	58x108	58x108	6/6/6	3/3/3	2/2/2	1/1/1	-	-	-	NXTS12215130
26/26/16	214x 80	114x 80	114x 80	20/9/9	10/6/6	6/3/2	3/2/3	3/1/1	2/1/1	-	NXTS12626160
26/26/20	214x124	114x124	114x124	28/18/18	15/9/9	12/5/5	6/4/4	5/2/2	2/1/1	2/1/1	NXTS12626200
30/30/16	261x 80	214x 80	261x 80	26/20/26	14/10/14	8/6/8	4/3/4	3/3/3	3/2/3	-	NXTS13030160
30/30/20	261x124	214x124	261x124	34/28/34	20/15/20	15/12/15	8/6/8	6/5/6	3/2/3	2/2/2	NXTS13030200
38/26/16	214x 80	214x 80	214x 80	20/20/20	10/10/10	6/6/6	3/3/3	3/3/3	2/2/2	-	NXTS13826160
38/26/20	214x124	214x124	214x124	28/28/28	15/15/15	12/12/12	6/6/6	5/5/5	2/2/2	2/2/2	NXTS13826200


Options	
with 1 gland plate	NXT S1 XXYYZZ 1
with 2 gland plates	NXT S1 XXYYZZ 2
with 3 gland plate	NXT S1 XXYYZZ 3
with 4 gland plates	NXT S1 XXYYZZ 4
NXT Painted	NXT PS XXYYZZ N
Permanent Padlock Hasp Facility (Factory Fitted ONLY)	NXT NN XXYYZZ0- HASP

Type	Order No.
Example	
30/30/16 with 3 gland plates, painted and Padlock HASP facility	NXTPS13030163-HASP

Notes: ¹⁾ Dimensions drawing see page 7.39

²⁾ $\frac{123}{3}$ Subtract 30 mm when no side gland plates

³⁾ Refer to „OPTIONS“ for full order number detail



NEXT

Ordering details NEXT METRIC up to 3 x 128 terminals

NEXT	Dimensions ¹⁾ H x W x D in mm	Fixing Centres ¹⁾ F _{vertical X} F _{horizontal}	Weight in kg (empty enclosure)	Terminal mounting rail				Terminal content			
				Rail fixing centres		Rail length		Row orientation vertical (thickness in mm)			
Size				vert.	horiz.	vert.	horiz.	2.5 (5)	4 (6)	6 (8)	10 (10)
Enclosure dimensions and terminal content											
45/38/16	458x382x160	305x437 ²⁾	9.75	358	282	378	302	2x 67	2x 56	2x42	2x33
45/38/20	458x382x205	305x437 ²⁾	9.75	358	282	378	302	2x 67	2x 56	2x42	2x33
48/48/20	480x480x205	327x535 ²⁾	10.40	380	380	400	400	3x 71	3x 59	3x44	3x35
50/35/20	500x350x205	350x406	10.50	400	260	420	270	3x 75	2x 63	2x47	2x37
62/45/20	620x450x205	450x506	17.00	520	350	540	370	4x 99	3x 83	3x62	3x49
74/55/20	740x550x205	540x606	30.40	640	450	660	470	5x124	4x103	4x77	4x61
76/50/20	762x508x205	508x564 ²⁾	23.50	662	408	682	428	3x128	3x106	3x80	3x64

NEXT	Available glanding area			Max. Entry Guide (metric)						Order No. ³⁾	
	Top & Bottom	Left	Right	Top & Bottom / Left / Right							
Size	(with gland plates fitted) in mm			M16	M20	M25	M32	M40	M50	M63	
Gland entry detail											
45/38/16	337x 80	337x 80	337x 80	29/29/29	18/18/18	10/10/10	6/6/6	5/5/5	4/4/4	-	NXTS14538160
45/38/20	337x124	337x124	337x124	46/46/46	26/26/26	21/21/21	11/11/11	9/9/9	4/4/4	3/3/3	NXTS14538200
48/48/20	404x124	337x124	404x124	53/46/53	30/26/30	24/21/24	14/11/14	11/9/11	5/4/5	4/3/4	NXTS14848200
50/35/20	304x124	304x124	304x124	40/40/40	24/24/24	18/18/18	10/10/10	7/7/7	4/4/4	3/3/3	NXTS15035200
62/45/20	404x124	404x124	404x124	53/53/53	30/30/30	24/24/24	14/14/14	11/11/11	5/5/5	4/4/4	NXTS16245200
74/55/20	504x124	504x124	504x124	60/60/60	39/39/39	30/30/30	18/18/18	13/13/13	6/6/6	5/5/5	NXTS17455200
76/50/20	404x124	594x124	594x124	53/82/82	30/47/47	24/39/39	14/20/20	11/17/17	5/7/7	4/6/6	NXTS17650200

Options


with 1 gland plate	NXT S1 XXYYZZ 1	with 2 gland plates	NXT S1 XXYYZZ 2
with 3 gland plate	NXT S1 XXYYZZ 3	with 4 gland plates	NXT S1 XXYYZZ 4
NXT Painted	NXT PS XXYYZZ N	Permanent Padlock Hasp Facility (Factory Fitted ONLY)	NXT NN XXYYZZ0- HASP

Type	Order No.
Example	
62/45/20 with 3 gland plates, 316L SS and Padlock HASP facility	NXTS162445203-HASP

- Notes: ¹⁾ Dimensions drawing see page 7.39
²⁾ 123³⁾ Subtract 30 mm when no side gland plates
³⁾ Refer to „OPTIONS“ for full order number detail

1
2
3
4
5
6
7
8
9
10
11
12

Ex-e terminal enclosures



NEXT

Ordering details NEXT METRIC up to 6 x 171 terminals

NEXT	Dimensions ¹⁾ H x W x D in mm	Fixing Centres ¹⁾ F _{vertical} X F _{horizontal}	Weight in kg (empty enclosure)	Terminal mounting rail				Terminal content			
				Rail fixing Rail length centres		Rail length		Row orientation vertical (thickness in mm)			
Size				vert.	horiz.	vert.	horiz.	2.5 (5)	4 (6)	6 (8)	10 (10)
Enclosure dimensions and terminal content											
86/64/20	860x640x205	570x696	29.00	760	540	780	560	6x147	5x123	5x 92	4x73
91/61/20	914x610x205	559x666 ²⁾	31.00	814	510	834	530	5x158	5x132	4x 99	4x79
98/74/20	980x740x205	700x796	38.00	880	640	900	660	6x171	6x143	5x107	5x85

NEXT	Available glanding area			Max. Entry Guide (metric)						Order No. ³⁾	
	Top & Bottom	Left	Right	Top & Bottom / Left / Right							
Size	(with gland plates fitted) in mm			M16	M20	M25	M32	M40	M50	M63	
Gland entry detail											
86/64/20	594x124	2x (304x124)	2x (304x124)	82/80/80	47/48/48	39/36/36	20/20/20	17/14/14	7/8/8	6/6/6	NXTS18664200
91/61/20	566x108	566x108	566x108	72/72/72	42/42/42	24/24/24	18/18/18	8/8/8	7/7/7	6/6/6	NXTS19161200
98/74/20	2x (304x124)	2x (404x124)	2x (404x124)	80/106/106	48/60/60	36/48/48	20/28/28	14/22/22	8/10/10	6/8/8	NXTS19874200


Options	
with 1 gland plate	NXT S1 XXYYZZ 1
with 2 gland plates	NXT S1 XXYYZZ 2
with 3 gland plate	NXT S1 XXYYZZ 3
with 4 gland plates	NXT S1 XXYYZZ 4
NXT Painted	NXT PS XXYYZZ N
Permanent Padlock Hasp Facility (Factory Fitted ONLY)	NXT NN XXYYZZ0- HASP

Type	Order No.
Example	
91/61/20 with 1 gland plate, 316L SS and Padlock HASP facility	NXTS19161201-HASP

Notes: ¹⁾ Dimensions drawing see page 7.39

²⁾ 123³⁾ Subtract 30 mm when no side gland plates

³⁾ Refer to „OPTIONS“ for full order number detail



NEXT

Ordering details NEXT METRIC up to 6 x 75 terminals

NEXT	Dimensions ¹⁾ H x W x D in mm	Fixing Centres ¹⁾ F _{vertical X} F _{horizontal}	Weight in kg (empty enclosure)	Terminal mounting rail				Terminal content			
				Rail fixing Rail length centres		Rail length		Row orientation vertical (thickness in mm)			
Size				vert.	horiz.	vert.	horiz.	2.5 (5)	4 (6)	6 (8)	10 (10)
Enclosure dimensions and terminal content – landscape orientation –											
30/35/20	306x350x205	203x405	7.70	206	250	226	270	3x36	2x30	2x23	2x18
38/45/20	380x450x205	250x506	10.60	280	350	300	370	4x36	3x36	3x30	3x23
45/55/20	458x550x205	305x606	14.90	358	450	378	470	5x67	4x56	4x42	4x33
50/64/20	500x640x205	350x696	20.90	400	540	420	560	6x75	5x63	5x47	4x37

NEXT	Available glanding area			Max. Entry Guide (metric)						Order No. ³⁾	
	Top & Bottom	Left	Right	Top & Bottom / Left / Right							
Size	(with gland plates fitted) in mm			M16	M20	M25	M32	M40	M50	M63	
Gland entry detail – landscape orientation –											
30/35/20	304x124	214x124	258x124	40/28/34	24/15/18	18/12/15	10/6/8	7/5/6	4/2/3	3/2/2	NXTS13035201
38/45/20	404x124	214x124	214x124	53/28/28	30/15/15	24/12/12	14/6/6	11/5/5	5/2/2	4/2/2	NXTS13845201
45/55/20	504x124	334x124	334x124	60/44/44	39/26/26	30/21/21	18/11/11	13/9/9	6/4/4	5/3/3	NXTS14555201
50/64/20	594x124	404x124	404x124	82/53/53	47/30/30	39/24/24	20/14/14	17/11/11	7/5/5	6/4/4	NXTS15064201


Options

with 1 gland plate	NXT S1 XXYZZ 1	with 2 gland plates	NXT S1 XXYZZ 2
with 3 gland plate	NXT S1 XXYZZ 3	with 4 gland plates	NXT S1 XXYZZ 4
NXT Painted	NXT PS XXYZZ N	Permanent Padlock Hasp Facility (Factory Fitted ONLY)	NXT NN XXYZZ0- HASP

Type	Order No.
Example	
30/35/20 with 3 gland plates, painted and Padlock HASP facility	NXTPS303520-HASP

Notes: ¹⁾ Dimensions drawing see page 7.39
²⁾ 123³⁾ Subtract 30 mm when no side gland plates
³⁾ Refer to „OPTIONS“ for full order number detail

Ex-e terminal enclosures



NEXT

Ordering details NEXT IMPERIAL up to 2 x 51 terminals

NEXT Size	Dimensions ¹⁾ H x W x D in inches	Fixing Centres ¹⁾ F _{vertical} X F _{horizontal}	Weight in pounds (empty enclosure)	Terminal mounting rail				Terminal content			
				Rail fixing centres		Rail length		Row orientation vertical			
				vert.	horiz.	vert.	horiz.	2.5 (5)	4 (6)	6 (8)	10 (10)
Enclosure dimensions and terminal content											
22/15/13	9.02x 5.98x5.12	5.98x 8.19 ²⁾	7.15	5.08	2.05	5.87	2.83	1x21	1x17	1x13	1x10
26/26/16	10.24x10.24x6.3	6.69x12.44	12.10	6.30	6.30	7.09	7.09	2x27	2x23	1x17	1x13
26/26/20	10.24x10.24x8.07	6.69x12.44	12.10	6.30	6.30	7.09	7.09	2x27	2x23	1x17	1x13
30/30/16	12.05x12.05x6.3	0.79x 1.42 ²⁾	15.40	8.11	8.11	8.90	8.90	2x36	2x30	2x23	2x18
30/30/20	12.05x12.05x8.07	0.79x 1.42 ²⁾	15.40	8.11	8.11	8.90	8.90	2x36	2x30	2x23	2x18
38/26/16	14.96x10.24x6.3	9.84x12.44	15.40	11.02	7.09	11.81	6.30	2x51	2x43	1x32	1x25
38/26/20	14.96x10.24x8.07	9.84x12.44	15.40	11.02	7.09	11.81	6.30	2x51	2x43	1x32	1x25

NEXT Size	Available glanding area			Max. Entry Guide (imperial)							Order No. ³⁾
	Top & Bottom	Left	Right	Top & Bottom / Left / Right							
	(with gland plates fitted) in inches			1/2" NPT	3/4" NPT	1" NPT	1 1/4" NPT	1 1/2" NPT	2" NPT	2 1/2" NPT	
Gland entry detail											
22/15/13	4.25x2.28	4.25x2.28	4.25x2.28	3/3/3	2/2/2	2/2/2	-	-	-	-	NXTS12215130
26/26/16	8.43x3.15	4.49x3.15	4.49x3.15	11/5/5	4/2/2	4/2/2	3/1/1	2/1/1	-	-	NXTS12626160
26/26/20	8.43x4.88	4.49x4.88	4.49x4.88	17/8/8	12/6/6	7/3/3	5/2/2	2/1/1	2/1/1	2/1/1	NXTS12626200
30/30/16	10.28x3.15	8.43x3.15	10.28x3.15	13/11/13	5/4/5	4/4/4	4/3/4	3/2/3	-	-	NXTS13030160
30/30/20	10.28x4.88	8.43x4.88	10.28x4.88	20/17/20	15/12/15	8/7/8	7/5/7	3/2/3	2/2/2	2/2/2	NXTS13030200
38/26/16	8.43x3.15	8.43x3.15	8.43x3.15	11/11/11	4/4/4	4/4/4	3/3/3	2/2/2	-	-	NXTS13826160
38/26/20	8.43x4.88	8.43x4.88	8.43x4.88	17/17/17	12/12/12	7/7/7	5/5/5	2/2/2	2/2/2	2/2/2	NXTS13826200


Options	
with 1 gland plate	NXT S1 XXYYZZ 1
with 3 gland plate	NXT S1 XXYYZZ 3
NXT Painted	NXT PS XXYYZZ N
with 2 gland plates	NXT S1 XXYYZZ 2
with 4 gland plates	NXT S1 XXYYZZ 4
Permanent Padlock Hasp Facility (Factory Fitted ONLY)	NXT _ XXYYZZ0- HASP

Type	Order No.
Example	
38/26/20 with 1 gland plate, painted and Padlock HASP facility	NXTPS13826201-HASP

Notes: ¹⁾ Dimensions drawing see page 7.39

²⁾ 123³⁾ Subtract 30 mm when no side gland plates

³⁾ Refer to „OPTIONS“ for full order number detail



NEXT

Ordering details NEXT IMPERIAL up to 3 x 128 terminals

NEXT Size	Dimensions ¹⁾ H x W x D in inches	Fixing Centres ¹⁾	Weight in pounds (empty enclosure)	Terminal mounting rail				Terminal content			
		F _{vertical X} F _{horizontal}		Rail fixing centres		Rail length		Row orientation vertical			
				vert.	horiz.	vert.	horiz.	2.5 (5)	4 (6)	6 (8)	10 (10)
Enclosure dimensions and terminal content											
45/38/16	18.03x15.04x6.30	12.01x17.20 ²⁾	21.45	14.09	11.10	14.88	11.89	2x 67	2x 56	2x42	2x33
45/38/20	18.03x15.04x8.07	12.01x17.20 ²⁾	21.45	14.09	11.10	14.88	11.89	2x 67	2x 56	2x42	2x33
48/48/20	18.09x18.09x8.07	12.87x21.06 ²⁾	22.88	14.96	14.96	15.75	15.75	3x 71	3x 59	3x44	3x35
50/35/20	19.69x13.78x8.07	13.78x15.98	23.10	15.75	10.24	16.54	10.63	3x 75	2x 63	2x47	2x37
62/45/20	24.41x17.72x8.07	17.72x19.92	37.40	20.47	13.78	21.26	14.57	4x 99	3x 83	3x62	3x49
74/55/20	29.13x21.65x8.07	21.26x23.86	66.88	25.20	17.72	25.98	18.50	5x124	4x103	4x77	4x61
76/50/20	30.00x20.00x8.07	20.00x22.20 ²⁾	51.70	26.06	16.06	26.85	16.85	3x128	3x106	3x80	3x64

NEXT Size	Available glanding area			Max. Entry Guide (imperial)							Order No. ³⁾
	Top & Bottom	Left	Right	Top & Bottom / Left / Right							
	(with gland plates fitted) in inches			1/2" NPT	3/4" NPT	1" NPT	1 1/4" NPT	1 1/2" NPT	2" NPT	2 1/2" NPT	
Gland entry detail											
45/38/16	13.27x3.15	13.27x3.15	13.27x3.15	18/18/18	7/7/7	6/6/6	5/5/5	4/4/4	-	-	NXTS14538160
45/38/20	13.27x4.88	13.27x4.88	13.27x4.88	27/27/27	21/21/21	11/11/11	9/9/9	4/4/4	3/3/3	3/3/3	NXTS14538200
48/48/20	15.91x4.88	13.27x4.88	15.91x4.88	33/27/33	26/21/26	14/11/14	11/9/11	5/4/5	4/3/4	3/3/3	NXTS14848200
50/35/20	11.97x4.88	11.97x4.88	11.97x4.88	24/24/24	18/18/18	10/10/10	8/8/8	4/4/4	3/3/3	2/2/2	NXTS15035200
62/45/20	15.91x4.88	15.91x4.88	15.91x4.88	33/33/33	26/26/26	14/14/14	11/11/11	5/5/5	4/4/4	3/3/3	NXTS16245200
74/55/20	19.84x4.88	19.84x4.88	19.84x4.88	41/41/41	32/32/32	18/18/18	14/14/14	6/6/6	5/5/5	4/4/4	NXTS17455200
76/50/20	15.91x4.88	23.39x4.88	23.39x4.88	33/48/48	26/39/39	14/21/21	11/17/17	5/7/7	4/6/6	3/5/5	NXTS17650200


Options	
with 1 gland plate	NXT S1 XXYYZZ 1
with 3 gland plate	NXT S1 XXYYZZ 3
NXT Painted	NXT PS XXYYZZ N
with 2 gland plates	NXT S1 XXYYZZ 2
with 4 gland plates	NXT S1 XXYYZZ 4
Permanent Padlock Hasp Facility (Factory Fitted ONLY)	NXT NN XXYYZZ0-HASP

Type	Order No.
Example	
62/45/20 with 3 gland plates, painted and Padlock HASP facility	NXTPS62445203-HASP

Notes: ¹⁾ Dimensions drawing see page 7.39
²⁾ 123³⁾ Subtract 30 mm when no side gland plates
³⁾ Refer to „OPTIONS“ for full order number detail

1
2
3
4
5
6
7
8
9
10
11
12

Ex-e terminal enclosures



NEXT

Ordering details NEXT IMPERIAL up to 6 x 171 terminals

NEXT Size	Dimensions ¹⁾ H x W x D in inches	Fixing Centres ¹⁾ F _{vertical} X F _{horizontal}	Weight in pounds (empty enclosure)	Terminal mounting rail				Terminal content			
				Rail fixing centres		Rail length		Row orientation vertical			
				vert.	horiz.	vert.	horiz.	2.5 (5)	4 (6)	6 (8)	10 (10)
Enclosure dimensions and terminal content											
86/64/20	33.86x25.20x8.07	22.44x27.40	83.80	29.92	21.26	30.71	22.05	6x147	5x123	5x 92	4x73
91/61/20	35.98x24.02x8.07	22.01x26.22 ²⁾	68.20	32.05	20.08	32.83	20.87	5x158	5x132	4x 99	4x79
98/74/20	38.58x29.13x8.07	27.56x31.34	83.60	34.65	25.20	35.43	25.98	6x171	6x143	5x107	5x85

NEXT Size	Available glanding area			Max. Entry Guide (imperial)							Order No. ³⁾
	Top & Bottom	Left	Right	Top & Bottom / Left / Right							
	(with gland plates fitted) in inches			1/2" NPT	3/4" NPT	1" NPT	1 1/4" NPT	1 1/2" NPT	2" NPT	2 1/2" NPT	
Gland entry detail											
86/64/20	1x (23.39x4.88)	2x (11.97x4.88)	2x (11.97x4.88)	48/8/24	39/36/18	21/20/10	17/16/8	7/7/4	6/5/3	5/4/2	NXTS18664200
91/61/20	22.28x4.25	22.28x4.25	22.28x4.25	47/47/47	24/24/24	20/20/20	8/8/8	7/7/7	6/6/6	5/5/5	NXTS19161200
98/74/20	2x (11.97x4.88)	2x (15.91x4.88)	2x (15.91x4.88)	48/66/33	36/51/26	20/28/14	16/22/11	7/9/5	5/7/4	4/6/3	NXTS19874200


Options	
with 1 gland plate	NXT S1 XXYYZZ 1
with 3 gland plate	NXT S1 XXYYZZ 3
NXT Painted	NXT PS XXYYZZ N
with 2 gland plates	NXT S1 XXYYZZ 2
with 4 gland plates	NXT S1 XXYYZZ 4
Permanent Padlock Hasp Facility (Factory Fitted ONLY)	NXT NN XXYYZZ0- HASP

Type	Order No.
Example	
98/74/20 with 1 gland plate, 316L and Padlock HASP facility	NXTS19874201-HASP

Notes: ¹⁾ Dimensions drawing see page 7.39

²⁾ ~~123~~³⁾ Subtract 30 mm when no side gland plates

³⁾ Refer to „OPTIONS“ for full order number detail



Ordering details NEXT IMPERIAL up to 6 x 75 terminals

NEXT Size	Dimensions ¹⁾ H x W x D in inches	Fixing Centres ¹⁾ F _{vertical X} F _{horizontal}	Weight in pounds (empty enclosure)	Terminal mounting rail				Terminal content			
				Rail fixing centres		Rail length		Row orientation vertical			
				vert.	horiz.	vert.	horiz.	2.5 (5)	4 (6)	6 (8)	10 (10)
Enclosure dimensions and terminal content – landscape orientation –											
35/30/20	12.05x13.78x8.07	7.99x15.94	17.0	8.11	9.84	8.90	10.63	3x36	2x30	2x23	2x18
45/38/20	14.96x17.72x8.07	9.84x19.92	23.2	11.02	13.78	11.81	14.57	4x36	3x36	3x30	3x23
55/45/20	18.03x21.65x8.07	12.01x23.86	32.7	14.09	17.72	14.88	18.50	5x67	4x56	4x42	4x33
64/50/20	19.69x25.20x8.07	13.78x27.40	46.1	15.75	21.26	16.54	22.05	6x75	5x63	5x47	4x37

NEXT Size	Available glanding area			Max. Entry Guide (metric) Top & Bottom / Left / Right							Order No. ³⁾
	Top & Bottom	Left	Right	gland (first row) hub (second row)							
	(with gland plates fitted) in inches			1/2" NPT	3/4" NPT	1" NPT	1 1/4" NPT	1 1/2" NPT	2" NPT	2 1/2" NPT	
Gland entry detail – landscape orientation –											
35/30/20	11.97x4.88	8.43x4.88	10.16x4.88	38/26/32	23/15/20	18/12/15	10/6/8	8/5/5	3/2/3	3/2/2	NXTS13530201
				21/14/18	12/8/10	10/6/8	8/5/7	4/2/3	3/2/3	3/2/2	
45/38/20	15.91x4.88	8.43x4.88	8.43x4.88	52/26/26	32/15/15	26/12/12	13/6/6	11/5/5	5/2/2	4/2/2	NXTS14538201
				29/14/14	16/8/8	13/6/6	11/5/5	5/2/2	4/2/2	4/2/2	
55/45/20	19.84x4.88	13.15x4.88	13.15x4.88	64/42/42	39/26/26	33/21/21	17/11/11	14/9/9	6/4/4	5/3/3	NXTS15545201
				36/23/23	20/13/13	17/11/11	14/9/9	6/4/4	5/3/3	5/3/3	
64/50/20	23.39x4.88	15.91x4.88	15.91x4.88	78/52/52	47/32/32	39/26/26	20/13/13	17/11/11	7/5/5	6/4/4	NXTS16450201
				42/29/29	24/16/16	21/13/13	17/11/11	8/5/5	6/4/4	6/4/4	

Options			
with 1 gland plate	NXT S1 XYYZZ 1	with 2 gland plates	NXT S1 XYYZZ 2
with 3 gland plate	NXT S1 XYYZZ 3	with 4 gland plates	NXT S1 XYYZZ 4
NXT Painted	NXT PS XYYZZ N	Permanent Padlock Hasp Facility (Factory Fitted ONLY)	NXT NN XYYZZ0- HASP

Type	Order No.
Example	
45/38/20 with 2 gland plates, 316L and Padlock HASP facility	NXTS14538202-HASP

Notes: ¹⁾ Dimensions drawing see page 7.39
²⁾ 123 ³⁾ Subtract 30 mm when no side gland plates
³⁾ Refer to „OPTIONS“ for full order number detail

1
2
3
4
5
6
7
8
9
10
11
12