

# Escape Sign Luminaire Hotel

## 134 CG-S










- Safety luminaire with three-sided light outlet
- For horizontal and vertical wall or ceiling mounting
- Low construction height means especially suitable for areas with low ceilings
- Shortened inspection effort due to CEWA GUARD technology
- Automatic function monitoring of up to 20 luminaires per circuit
- Reduced installation expenditure with STAR technology
- Freely programmable mixed operation of the switching modes per luminaire in one circuit



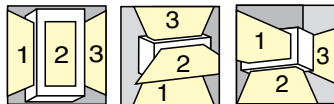
134 CG-S

<b>Viewing distance</b>	<b>12 m</b>
Housing material	Aluminium / Plastic cover
Weight incl. panel	0.70 kg
Housing colour	White
Type of mounting	Wall and ceiling mounting
Connection terminals	Loop terminals 3 x 2.5 mm <sup>2</sup>
Connection voltage	220 – 240 V AC, 50/60 Hz 176 – 275 V DC
Current consumption with battery operation	20 mA
Power consumption mains operation	8 VA
Permissible ambient temperature	-10 °C to +40 °C
Light source	4 W/T16

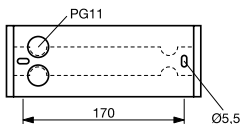
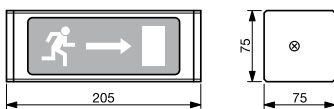
### Ordering details

Type	Scope of supply	Order No.
134 CG-S	Luminaire with CEWA GUARD monitoring and 20-digit address switch, without covers	4 0071 341 874
134 CG-S	Luminaire with CEWA GUARD monitoring and address switch, with wall bracket, without covers	4 0071 345 657
Cover PL	Cover with pictogram acc. to DIN 4844	 4 0071 349 600
Cover PR	Cover with pictogram acc. to DIN 4844	 4 0071 349 601
Cover PU	Cover with pictogram acc. to DIN 4844	 4 0071 349 602
Cover PL	Cover with pictogram	 4 0071 345 559
Cover PR	Cover with pictogram	 4 0071 345 560
Cover PU	Cover with pictogram	 4 0071 345 558
Cover PU1	Cover with pictogram	 4 0071 345 561
Cover	Opaque cover	4 0071 345 562
Blind cover		4 0071 345 563

Each luminaire requires 3 covers



Dimensions in mm





### Accessories

Type	Order No.
Wire guard	4 0071 348 370

### Planning help for 134 CG-S for E = 1.0 lx (0.5 lx) with pictogram

Measuring level 0.02 m, maintenance factor MF = 80 %, battery operation, distances in m

Mounting height (m)	Types of mounting	 	
		L1	L2
2.0	Wall mounting	2.6 (3.3)	6.6 (7.8)
2.5		2.4 (3.3)	6.6 (8.4)
3.0		2.3 (3.2)	6.4 (8.6)